

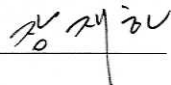


Evaluation Data

품 목	S.M.P.S
품 명	CSF300-S
Rev. No.	A

2008 년 11 월 19 일

작 성 :	연구 원	윤 성 원	
검 토 :	선 임	한 상 용	
승 인 :	상 무	장 재 하	



서울특별시 성동구 성수2가 3동 273-1

TEL : (02) 461-1524

FAX : (02) 463-6398

1-1. CSF300-3R3 Input characteristics

Oscilloscope : WaveRunner 104MXi (LeCroy)

CH1 : INPUT CURRENT - AP015 Current probe

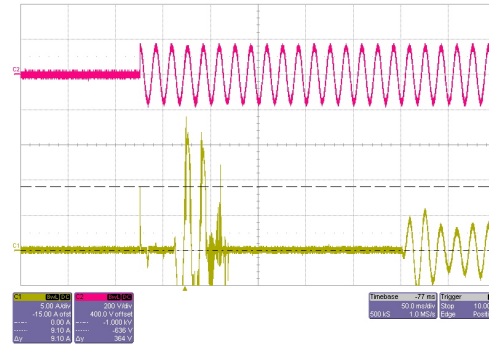
CH2 : INPUT VOLTAGE - ADP305 High voltage differential probe

(1) Inrush Current Characteristics (110V)

$V_{in} =$
110V

$I_o =$
100%

$I_{inrush} = 9.1A$



CH1
5.0A/div
50ms/div

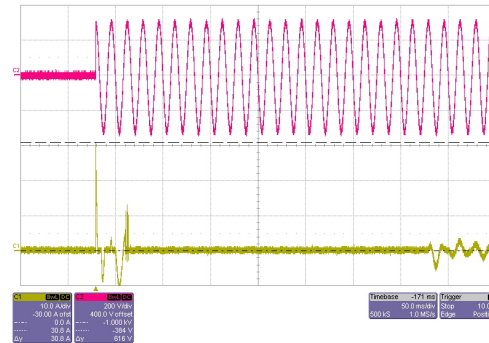
CH2
200V/div
50ms/div

(2) Inrush Current Characteristics (220V)

$V_{in} =$
220V

$I_o =$
100%

$I_{inrush} = 30.8A$



CH1
10A/div
50ms/div

CH2
200V/div
50ms/div

(3) Input Voltage & Current Characteristics (110V)

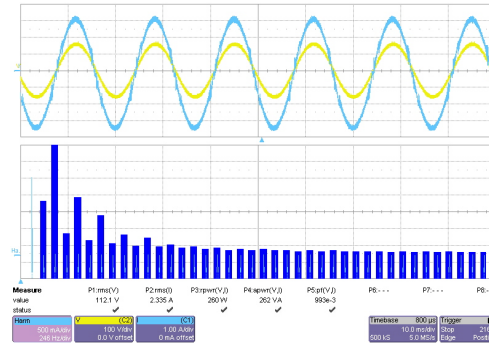
$V_{in} =$
110V

$I_o =$
100%

$V_{RMS} = 112.1V$

$I_{RMS} = 2.335A$

$PWR_{IN} = 260W$



CH1
1.0A/div
10ms/div

CH2
100V/div
10ms/div

(4) Input Voltage & Current Characteristics (220V)

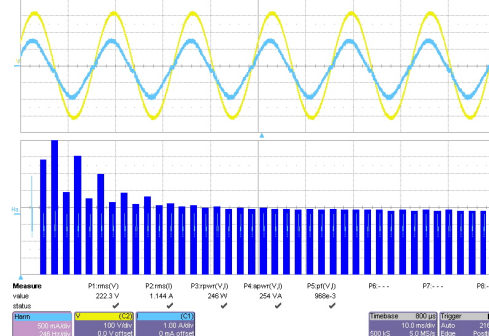
$V_{in} =$
220V

$I_o =$
100%

$V_{RMS} = 220V$

$I_{RMS} = 0.562A$

$PWR_{IN} = 246W$



CH1
1.0A/div
10ms/div

CH2
100V/div
10ms/div

1-2. CSF300-3R3 Input characteristics

Oscilloscope : WaveRunner 104MXi (LeCroy)

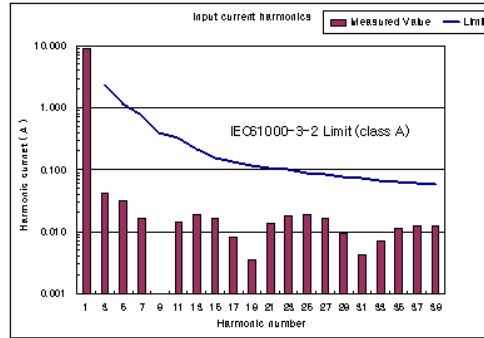
CH1 : INPUT VOLTAGE - ADP305 High voltage differential probe

CH3 : INPUT CURRENT - AP015 Current probe

Digital Multimeter : 34401A (Agilent)

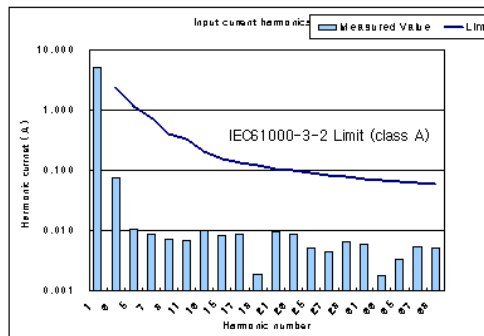
(1) Input Line Harmonics Chart (110V)

$V_{in} = 110V$ $I_o = 100\%$ P.F = 0.993



(2) Input Line Harmonics Chart (220V)

$V_{in} = 220V$ $I_o = 100\%$ P.F = 0.968



(3) Input Current & Efficiency Characteristics

Condition $T_a : 25$

I_o \ V_{in}		85V	110V	132V	170V	220V	264V
		Load (min)	0.096A	0.080A	0.076A	0.079A	0.092A
	Efficiency	-	-	-	-	-	-
Load (80%)	Input Current	2.54A	1.88A	1.53A	1.20A	0.93A	1.10A
	Efficiency	66.7%	68.6%	69.6%	70.9%	72.0%	72.7%
Load (100%)	Input Current	3.13A	2.50A	1.99A	1.55A	1.18A	1.43A
	Efficiency	66.6%	66.2%	67.7%	68.8%	70.4%	70.6%

1-3. CSF300-3R3 Output characteristics

Oscilloscope : WaveRunner 104MXi (LeCroy)

CH1 : OUTPUT VOLTAGE - PP005A passive probe

CH2 : OUTPUT CURRENT - CP500 Current Probe

Digital Multimeter : 34401A (Agilent)

(1) Line & Load Regulation Characteristics

Condition Ta : 25

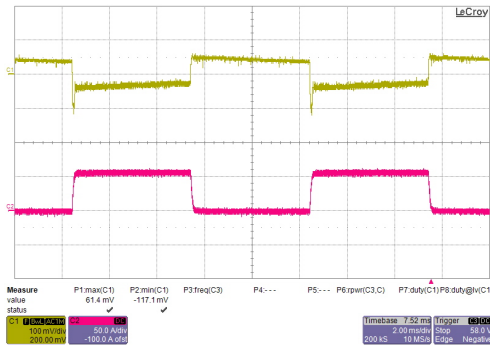
I_o \ V_{in}	85V	110V	132V	170V	220V	264V	Line Regulation
Load (min)	3.309V	3.309V	3.309V	3.309V	3.309V	3.309V	0mV
Load (80%)	3.275V	3.275V	3.275V	3.275V	3.275V	3.275V	0mV
Load (100%)	3.265V	3.265V	3.265V	3.265V	3.265V	3.265V	0mV
Load Regulation	44mV	44mV	44mV	44mV	44mV	44mV	

(3) Dynamic Load Response Characteristics (100Hz)

V_{in} =
220V

I_o =
0~100%
100Hz

V_{over} = 61.4mV
 V_{under} = 117.1mV



CH1
100mV/div
2.0ms/div

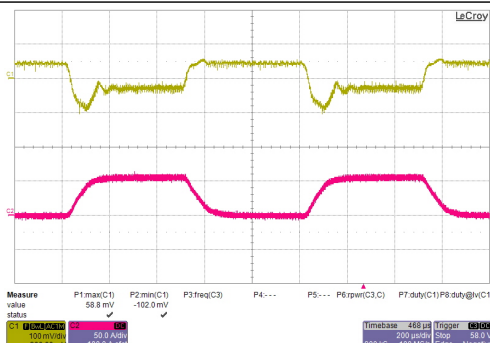
CH2
50.0A/div
2.0ms/div

(4) Dynamic Load Response Characteristics (1KHz)

V_{in} =
220V

I_o =
0~100%
1kHz

V_{over} = 58.8mV
 V_{under} = 102.0mV



CH1
100mV/div
200us/div

CH2
50.0A/div
200us/div

1-4. CSF300-3R3 Output characteristics

(1) Oscilloscope : WaveRunner MXi104 (LeCroy)

CH1 : OUTPUT VOLTAGE RIPPLE & NOISE - BNC CABLE (BW:200MHz)

CH2 : INPUT VOLTAGE - ADP305 High voltage differential probe

CH3 : OUTPUT VOLTAGE - PP005A Probe

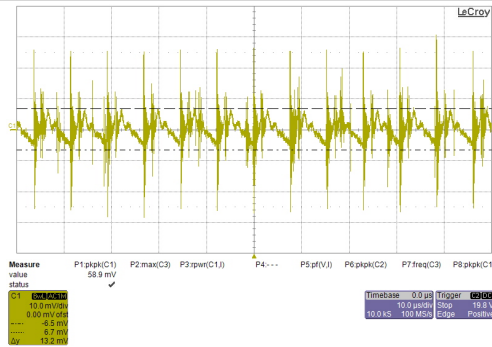
(1) Ripple & Noise characteristics.

$V_{in} = 220V$

$I_o = 100\%$

$V_{Ripple} = 13.2mV$

$V_{Noise} = 58.9mV$



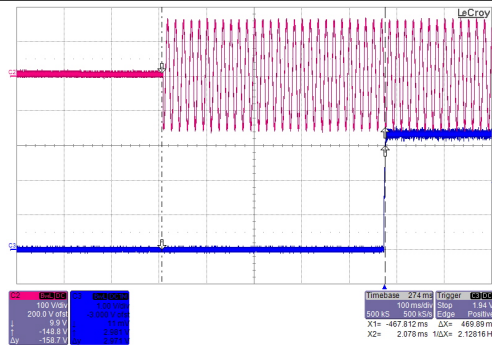
CH1
10mV/div
10us/div

(2) Turn on time characteristics

$V_{in} = 110V$

$I_o = 100\%$

$t_{turn\ on} = 469ms$



CH2
100V/div
100ms/div

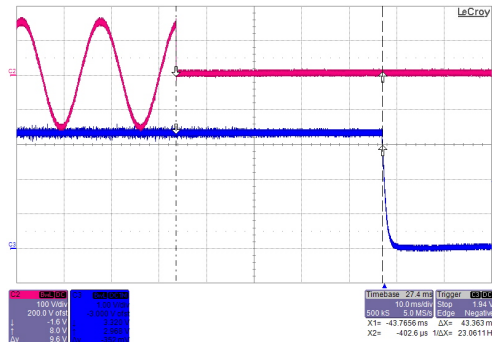
CH3
1.0V/div
100ms/div

(3) Hold up characteristics

$V_{in} = 110V$

$I_o = 100\%$

$t_{hold\ up} = 43ms$



CH2
100V/div
10.0ms/div

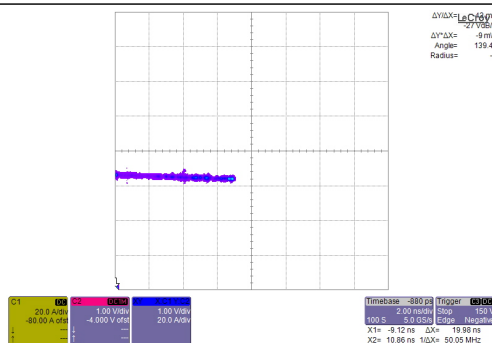
CH3
1.0V/div
10.0ms/div

(4) Over Current protection characteristics

$V_{in} = 220V$

$I_o = 110 \sim 145\%$

O.C.P = 70A



X
20.0A/div
2.0ns/div

Y
1.0V/div
2.0ns/div

1-5. CSF300-3R3 Output characteristics

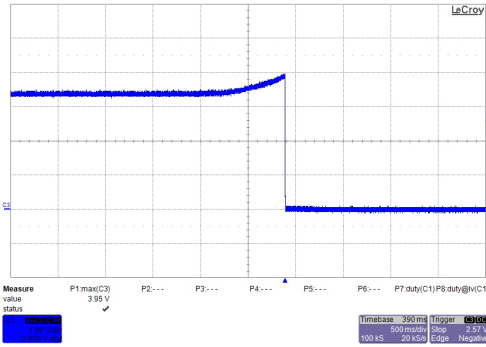
(1) Oscilloscope :WaveRunner MXi104 (LeCroy)
 CH3 : OUTPUT VOLTAGE - PP005A Probe

(1) Over-voltage protection characteristics

$V_{in} = 220V$

$I_o = 10\%$

O.V.P = 3.95V



CH3
 1.00V/div
 1.00s/div

-

-

-

-

-

-

-

-

-

-

-

-

-

-

-

2-1. CSF300-05 Input characteristics

Oscilloscope : WaveRunner 104MXi (LeCroy)

CH1 : INPUT CURRENT - AP015 Current probe

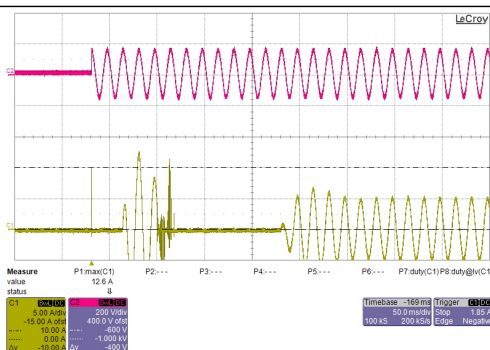
CH2 : INPUT VOLTAGE - ADP305 High voltage differential probe

(1) Inrush Current Characteristics (110V)

$V_{in} =$
110V

$I_o =$
100%

$I_{inrush} = 10.0A$



CH1
5.0A/div
50ms/div

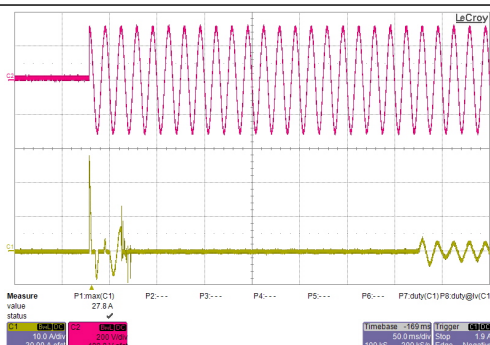
CH2
200V/div
50ms/div

(2) Inrush Current Characteristics (220V)

$V_{in} =$
220V

$I_o =$
100%

$I_{inrush} = 30.0A$



CH1
10A/div
50ms/div

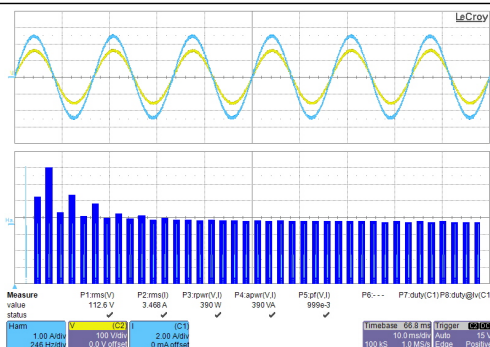
CH2
200V/div
50ms/div

(3) Input Voltage & Current Characteristics (110V)

$V_{in} =$
110V

$I_o =$
100%

$V_{RMS} = 112.6V$
 $I_{RMS} = 3.468A$
 $PWR_{IN} = 390W$



CH1
1.0A/div
10ms/div

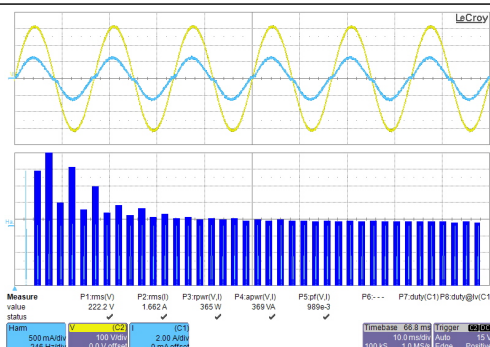
CH2
100V/div
10ms/div

(4) Input Voltage & Current Characteristics (220V)

$V_{in} =$
220V

$I_o =$
100%

$V_{RMS} = 222.2V$
 $I_{RMS} = 1.662A$
 $PWR_{IN} = 365W$



CH1
2.0A/div
10ms/div

CH2
100V/div
10ms/div

2-2. CSF300-05 Input characteristics

Oscilloscope : WaveRunner 104MXi (LeCroy)

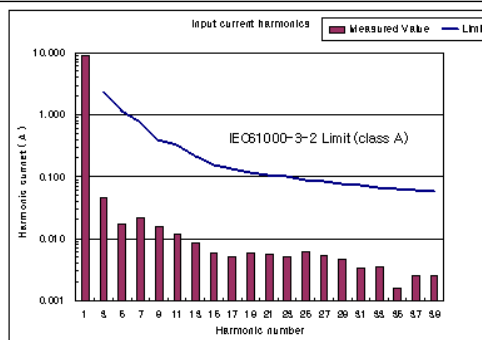
CH1 : INPUT VOLTAGE - ADP305 High voltage differential probe

CH3 : INPUT CURRENT - AP015 Current probe

Digital Multimeter : 34401A (Agilent)

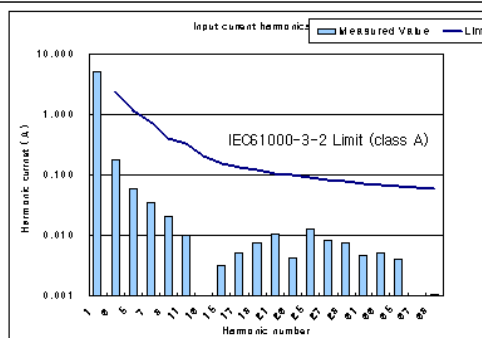
(1) Input Line Harmonics Chart (110V)

$V_{in} = 110V$ $I_o = 100\%$ P.F = 0.999



(2) Input Line Harmonics Chart (220V)

$V_{in} = 220V$ $I_o = 100\%$ P.F = 0.989



(3) Input Current & Efficiency Characteristics

Condition $T_a : 25$

I_o \ V_{in}		85V	110V	132V	170V	220V	264V
		Load (min)	0.11A	0.08A	0.08A	0.08A	0.09A
Load (80%)	Input Current	3.63A	2.70A	2.19A	1.69A	1.30A	1.10A
	Efficiency	71.1%	74.0%	75.2%	76.6%	77.9%	79.1%
Load (100%)	Input Current	-	3.40A	2.8A	2.1A	1.61A	1.37A
	Efficiency	-	73.0%	74.6%	76.2%	77.8%	78.7%

2-3. CSF300-05 Output characteristics

Oscilloscope : WaveRunner 104MXi (LeCroy)

CH1 : OUTPUT VOLTAGE - PP005A passive probe

CH2 : OUTPUT CURRENT - CP500 Current Probe

Digital Multimeter : 34401A (Agilent)

(1) Line & Load Regulation Characteristics

Condition Ta : 25

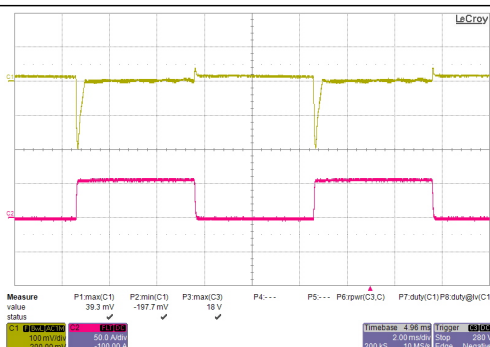
I_o \ V_{in}	85V	110V	132V	170V	220V	264V	Line Regulation
Load (min)	5.00V	5.00V	5.00V	5.00V	5.00V	5.00V	0mV
Load (80%)	4.98V	4.98V	4.98V	4.98V	4.98V	4.98V	0mV
Load (100%)	-	4.98V	4.98V	4.98V	4.98V	4.98V	0mV
Load Regulation	20mV	20mV	20mV	20mV	20mV	20mV	

(3) Dynamic Load Response Characteristics (100Hz)

V_{in} =
220V

I_o =
0~100%
100Hz

V_{over} = 39.3mV
 V_{under} = 197.7mV



CH1
100mV/div
2.0ms/div

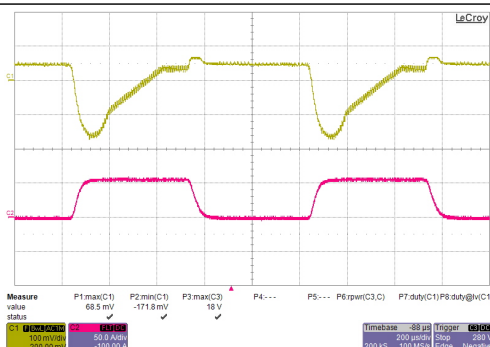
CH2
50.0A/div
2.0ms/div

(4) Dynamic Load Response Characteristics (1KHz)

V_{in} =
220V

I_o =
0~100%
1kHz

V_{over} = 68.5mV
 V_{under} = 171.8mV



CH1
100mV/div
200us/div

CH2
50.0A/div
200us/div

2-4. CSF300-05 Output characteristics

(1) Oscilloscope : WaveRunner MXi104 (LeCroy)

CH1 : OUTPUT VOLTAGE RIPPLE & NOISE - BNC CABLE (BW:200MHz)

CH2 : INPUT VOLTAGE - ADP305 High voltage differential probe

CH3 : OUTPUT VOLTAGE - PP005A Probe

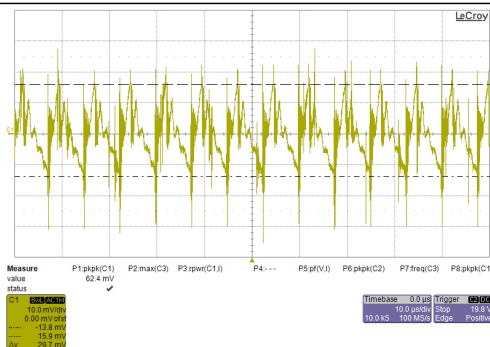
(1) Ripple & Noise characteristics.

$V_{in} = 220V$

$I_o = 100\%$

$V_{Ripple} = 29.7mV$

$V_{Noise} = 62.4mV$



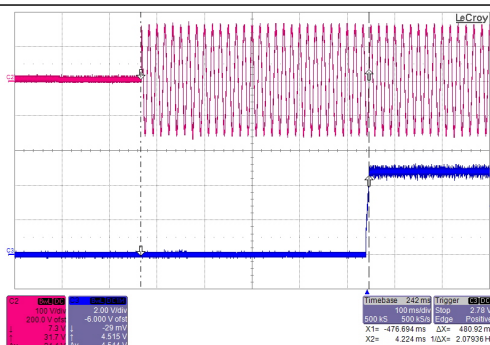
CH1
10mV/div
10us/div

(2) Turn on time characteristics

$V_{in} = 110V$

$I_o = 100\%$

$t_{turn\ on} = 480ms$



CH2
100V/div
100ms/div

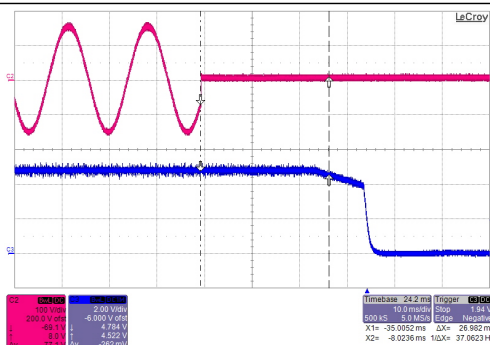
CH3
2.0V/div
100ms/div

(3) Hold up characteristics

$V_{in} = 110V$

$I_o = 100\%$

$t_{hold\ up} = 26ms$



CH2
100V/div
10.0ms/div

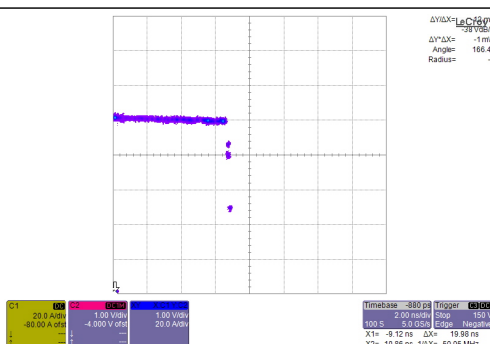
CH3
2.0V/div
10.0ms/div

(4) Over Current protection characteristics

$V_{in} = 220V$

$I_o = 110 \sim 145\%$

O.C.P = 67A



X
20.0A/div
2.0ns/div

Y
1.0V/div
2.0ns/div

2-5. CSF300-05 Output characteristics

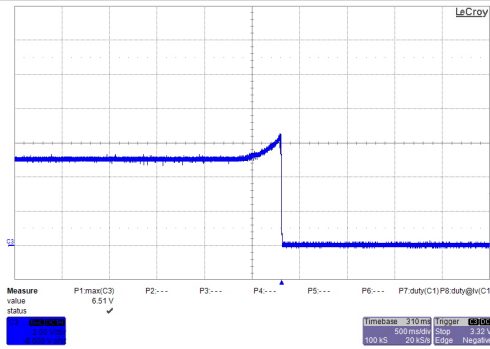
(1) Oscilloscope :WaveRunner MXi104 (LeCroy)
 CH3 : OUTPUT VOLTAGE - PP005A Probe

(1) Over-voltage protection characteristics

V_{in} =
 220V

I_o =
 10%

O.V.P = 6.51V



CH3
 2.00V/div
 500ms/div

-

-

-

-

-

-

-

-

-

-

-

-

-

-

-

3-1. CSF300-09 Input characteristics

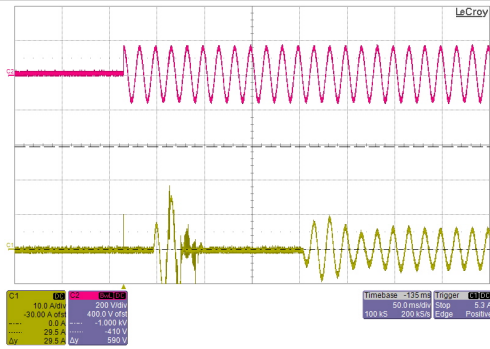
Oscilloscope : WaveRunner 104MXi (LeCroy)

CH1 : INPUT CURRENT - AP015 Current probe

CH2 : INPUT VOLTAGE - ADP305 High voltage differential probe

(1) Inrush Current Characteristics (110V)

$V_{in} = 110V$ $I_o = 100\%$ $I_{inrush} = 10.0A$

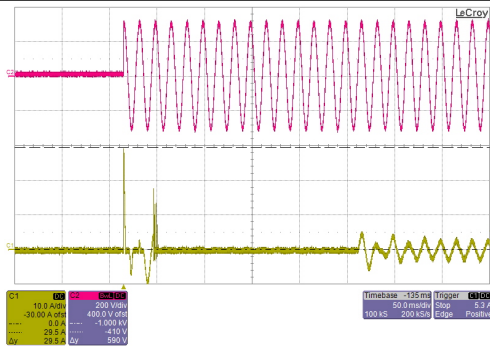


CH1
5.0A/div
50ms/div

CH2
200V/div
50ms/div

(2) Inrush Current Characteristics (220V)

$V_{in} = 220V$ $I_o = 100\%$ $I_{inrush} = 29.5A$

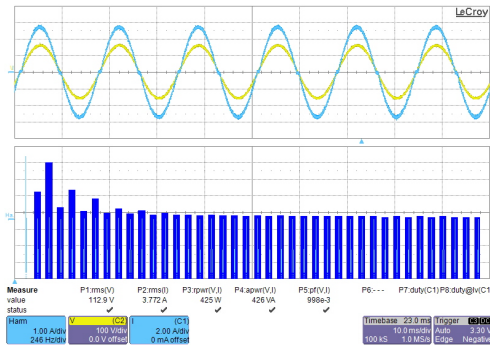


CH1
10A/div
50ms/div

CH2
200V/div
50ms/div

(3) Input Voltage & Current Characteristics (110V)

$V_{in} = 110V$ $I_o = 100\%$ $V_{RMS} = 112.9V$
 $I_{RMS} = 3.772A$ $PWR_{IN} = 425W$

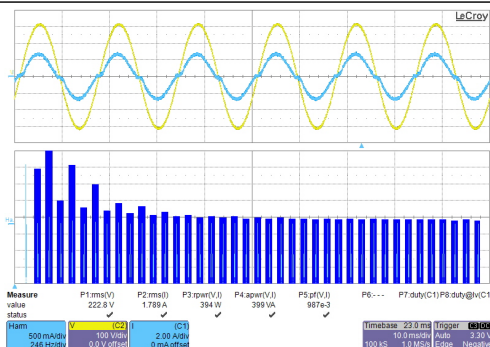


CH1
1.0A/div
10ms/div

CH2
100V/div
10ms/div

(4) Input Voltage & Current Characteristics (220V)

$V_{in} = 220V$ $I_o = 100\%$ $V_{RMS} = 222.8V$
 $I_{RMS} = 1.789A$ $PWR_{IN} = 394W$



CH1
2.0A/div
10ms/div

CH2
100V/div
10ms/div

3-2. CSF300-09 Input characteristics

Oscilloscope : WaveRunner 104MXi (LeCroy)

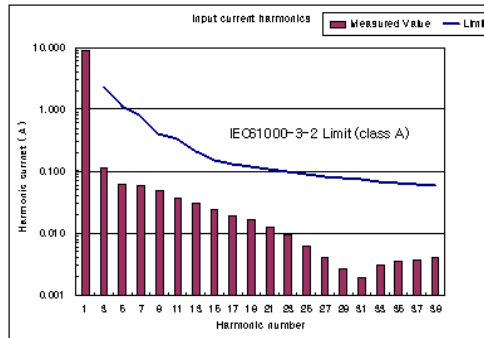
CH1 : INPUT VOLTAGE - ADP305 High voltage differential probe

CH3 : INPUT CURRENT - AP015 Current probe

Digital Multimeter : 34401A (Agilent)

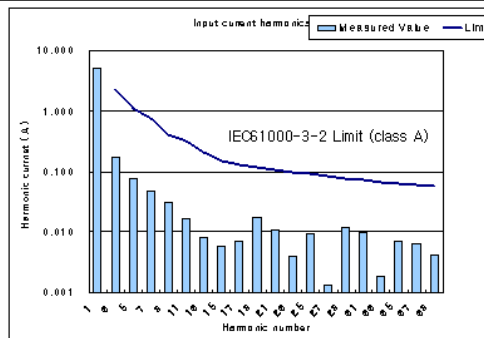
(1) Input Line Harmonics Chart (110V)

$V_{in} = 110V$ $I_o = 100\%$ P.F = 0.998



(2) Input Line Harmonics Chart (220V)

$V_{in} = 220V$ $I_o = 100\%$ P.F = 0.983



(3) Input Current & Efficiency Characteristics

Condition $T_a : 25$

V_{in} / I_o		85V	110V	132V	170V	220V	264V
		Load (min)	0.14A	0.12A	0.10A	0.09A	0.10A
Load (80%)	Input Current	4.02A	2.91A	2.39A	1.81A	1.37A	1.15A
	Efficiency	-	-	-	-	-	-
Load (100%)	Input Current	71.0%	75.0%	76.7%	78.2%	80.0%	81.1%
	Efficiency	-	3.70A	2.98A	2.28A	1.72A	1.41A
		-	74.0%	76.3%	78.3%	79.9%	81.2%

3-3. CSF300-09 Output characteristics

Oscilloscope : WaveRunner 104MXi (LeCroy)

CH1 : OUTPUT VOLTAGE - PP005A passive probe

CH2 : OUTPUT CURRENT - CP500 Current Probe

Digital Multimeter : 34401A (Agilent)

(1) Line & Load Regulation Characteristics

Condition Ta : 25

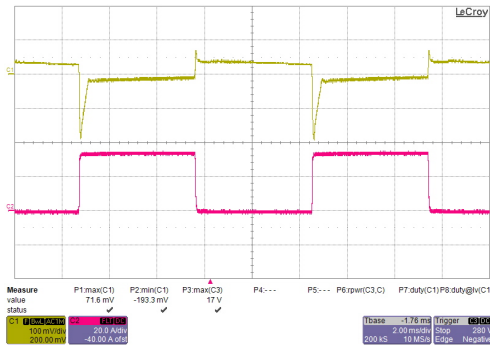
I_o \ Vin	85V	110V	132V	170V	220V	264V	Line Regulation
Load (min)	9.030V	9.030V	9.030V	9.030V	9.030V	9.030V	0mV
Load (80%)	9.031V	9.031V	9.031V	9.031V	9.031V	9.030V	1mV
Load (100%)	-	9.030V	9.030V	9.030V	9.030V	9.030V	0mV
Load Regulation	1mV	1mV	1mV	1mV	1mV	0mV	

(3) Dynamic Load Response Characteristics (100Hz)

Vin= 220V

I_o =
0~100%
100Hz

V_{over} = 71.6mV
 V_{under} = 193.3mV



CH1
100mV/div
2.0ms/div

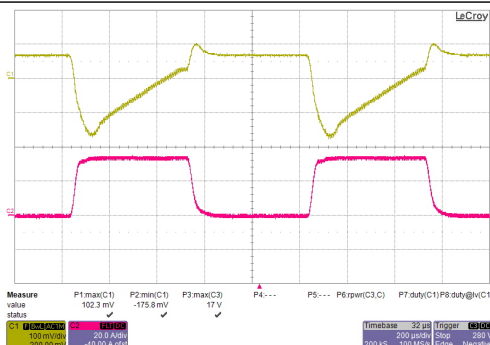
CH2
20.0A/div
2.0ms/div

(4) Dynamic Load Response Characteristics (1KHz)

Vin= 220V

I_o =
0~100%
1kHz

V_{over} = 102.3mV
 V_{under} = 175.8mV



CH1
100mV/div
200us/div

CH2
20.0A/div
200us/div

3-4. CSF300-09 Output characteristics

(1) Oscilloscope : WaveRunner MXi104 (LeCroy)

CH1 : OUTPUT VOLTAGE RIPPLE & NOISE - BNC CABLE (BW:200MHz)

CH2 : INPUT VOLTAGE - ADP305 High voltage differential probe

CH3 : OUTPUT VOLTAGE - PP005A Probe

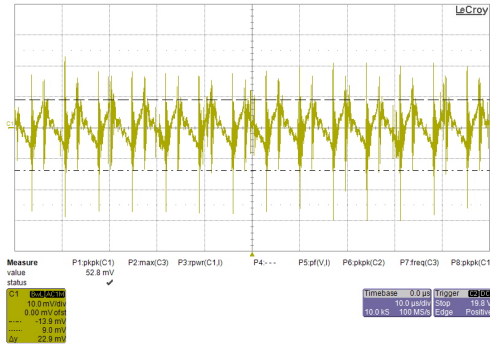
(1) Ripple & Noise characteristics.

$V_{in} = 220V$

$I_o = 100\%$

$V_{Ripple} = 22.9mV$

$V_{Noise} = 52.8mV$



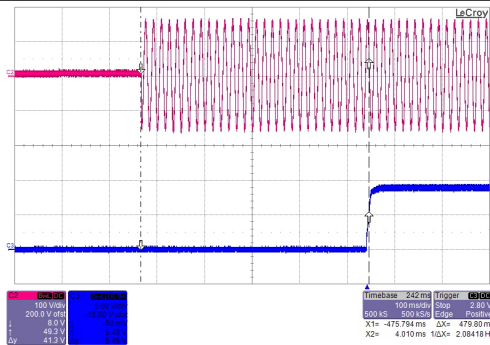
CH1
10mV/div
10us/div

(2) Turn on time characteristics

$V_{in} = 110V$

$I_o = 100\%$

$t_{turn\ on} = 479ms$



CH2
100V/div
100ms/div

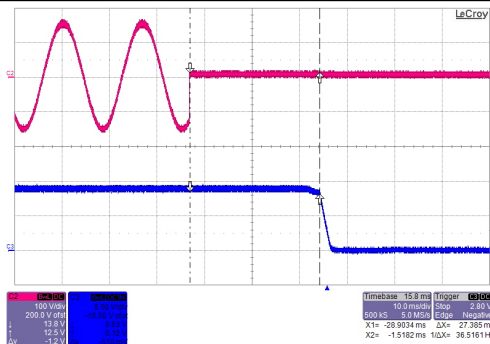
CH3
5.0V/div
100ms/div

(3) Hold up characteristics

$V_{in} = 110V$

$I_o = 100\%$

$t_{hold\ up} = 27ms$



CH2
100V/div
10.0ms/div

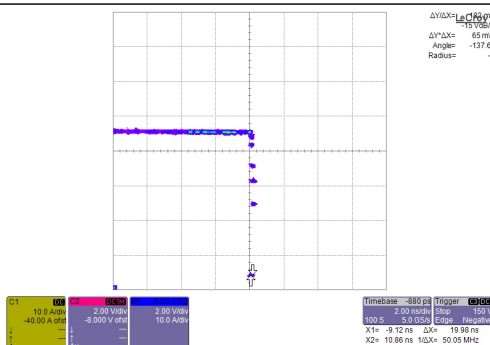
CH3
5.0V/div
10.0ms/div

(4) Over Current protection characteristics

$V_{in} = 220V$

$I_o = 110\sim 145\%$

O.C.P = 41A



X
10.0A/div
2.0ns/div

Y
2.0V/div
2.0ns/div

3-5. CSF300-09 Output characteristics

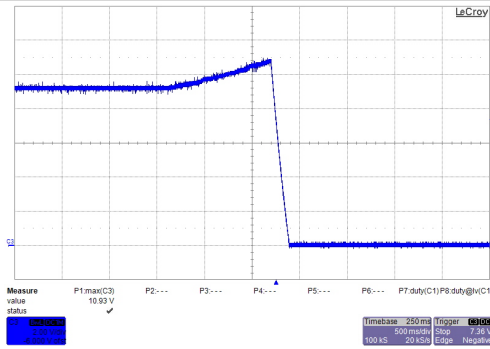
(1) Oscilloscope :WaveRunner MXi104 (LeCroy)
 CH3 : OUTPUT VOLTAGE - PP005A Probe

(1) Over-voltage protection characteristics

V_{in} =
 220V

I_o =
 10%

O.V.P = 10.9V



CH3
 2.00V/div
 500ms/div

-

-

-

-

-

-

-

-

-

-

-

-

-

-

-

4-1. CSF300-12 Input characteristics

Oscilloscope : WaveRunner 104MXi (LeCroy)

CH1 : INPUT CURRENT - AP015 Current probe

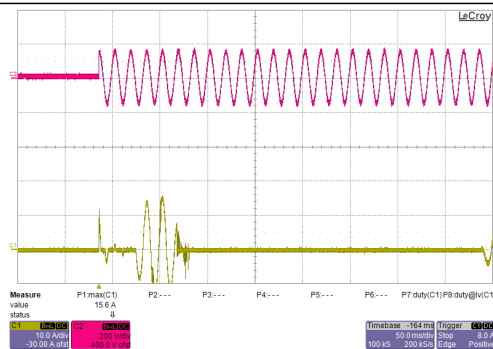
CH2 : INPUT VOLTAGE - ADP305 High voltage differential probe

(1) Inrush Current Characteristics (110V)

$V_{in} = 110V$

$I_o = 100\%$

$I_{inrush} = 12.0A$



CH1
5.0A/div
50ms/div

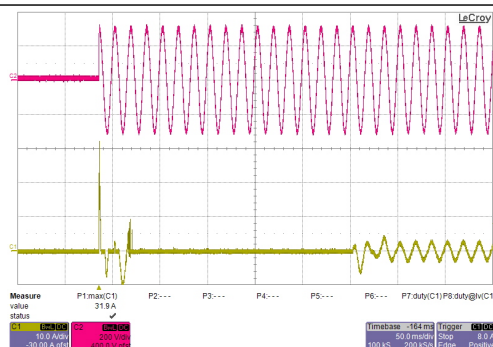
CH2
200V/div
50ms/div

(2) Inrush Current Characteristics (220V)

$V_{in} = 220V$

$I_o = 100\%$

$I_{inrush} = 31.9A$



CH1
10A/div
50ms/div

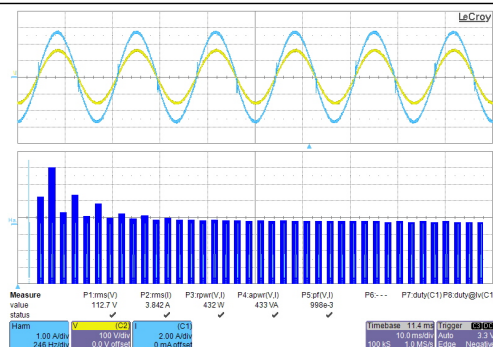
CH2
200V/div
50ms/div

(3) Input Voltage & Current Characteristics (110V)

$V_{in} = 110V$

$I_o = 100\%$

$V_{RMS} = 112.7V$
 $I_{RMS} = 3.842A$
 $PWR_{IN} = 432W$



CH1
1.0A/div
10ms/div

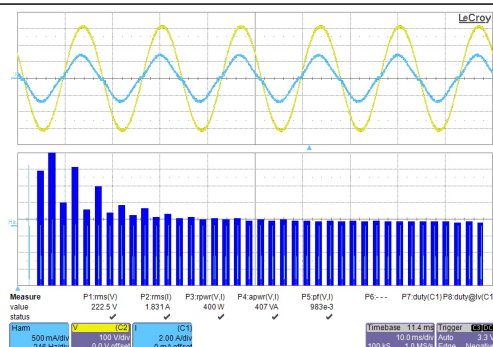
CH2
100V/div
10ms/div

(4) Input Voltage & Current Characteristics (220V)

$V_{in} = 220V$

$I_o = 100\%$

$V_{RMS} = 222.5V$
 $I_{RMS} = 1.831A$
 $PWR_{IN} = 400W$



CH1
2.0A/div
10ms/div

CH2
100V/div
10ms/div

4-2. CSF300-12 Input characteristics

Oscilloscope : WaveRunner 104MXi (LeCroy)

CH1 : INPUT VOLTAGE - ADP305 High voltage differential probe

CH3 : INPUT CURRENT - AP015 Current probe

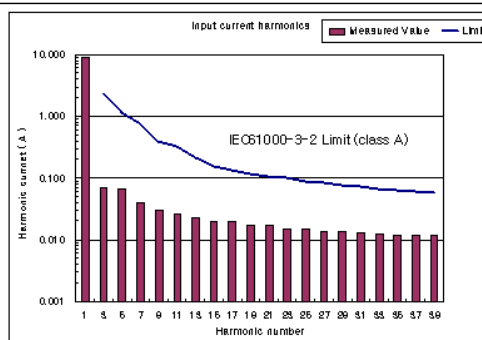
Digital Multimeter : 34401A (Agilent)

(1) Input Line Harmonics Chart (110V)

Vin=
110V

I_o=
100%

P.F = 0.998

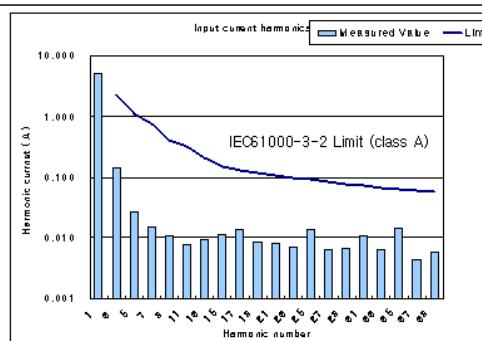


(2) Input Line Harmonics Chart (220V)

Vin=
220V

I_o=
100%

P.F = 0.983



(3) Input Current & Efficiency Characteristics

Condition Ta : 25

Vin \ I _o		85V	110V	132V	170V	220V	264V
		85V	110V	132V	170V	220V	264V
Load (min)	Input Current	0.16A	0.13A	0.11A	0.11A	0.11A	0.11A
	Efficiency	-	-	-	-	-	-
Load (80%)	Input Current	4.04A	2.97A	2.47A	1.89A	1.44A	1.22A
	Efficiency	71.4%	75.5%	76.9%	78.3%	80.1%	80.6%
Load (100%)	Input Current	-	3.70A	3.05A	2.26A	1.76A	1.51A
	Efficiency	-	75.2%	77.2%	79.4%	81.1%	82.1%

4-3. CSF300-12 Output characteristics

Oscilloscope : WaveRunner 104MXi (LeCroy)

CH1 : OUTPUT VOLTAGE - PP005A passive probe

CH2 : OUTPUT CURRENT - CP500 Current Probe

Digital Multimeter : 34401A (Agilent)

(1) Line & Load Regulation Characteristics

Condition Ta : 25

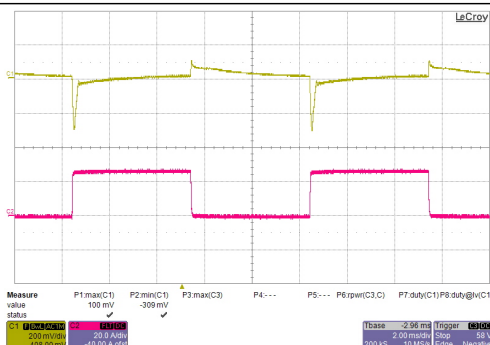
I_o \ Vin	85V	110V	132V	170V	220V	264V	Line Regulation
Load (min)	12.02V	12.02V	12.02V	12.02V	12.02V	12.02V	0mV
Load (80%)	12.02V	12.02V	12.02V	12.02V	12.02V	12.02V	0mV
Load (100%)	-	12.01V	12.01V	12.01V	12.01V	12.01V	0mV
Load Regulation	0mV	10mV	10mV	10mV	10mV	10mV	

(3) Dynamic Load Response Characteristics (100Hz)

Vin= 220V

I_o =
0~100%
100Hz

V_{over} = 100mV
 V_{under} = 309mV



CH1
200mV/div
2.0ms/div

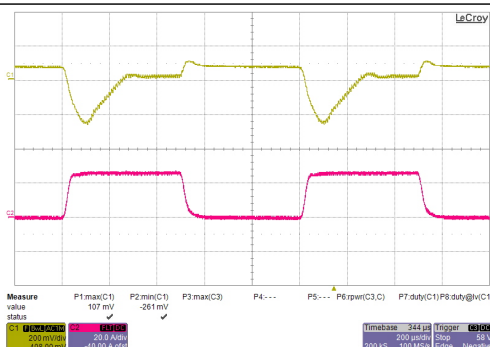
CH2
20.0A/div
2.0ms/div

(4) Dynamic Load Response Characteristics (1KHz)

Vin= 220V

I_o =
0~100%
1kHz

V_{over} = 107mV
 V_{under} = 261mV



CH1
200mV/div
200us/div

CH2
20.0A/div
200us/div

4-4. CSF300-12 Output characteristics

(1) Oscilloscope : WaveRunner MXi104 (LeCroy)

CH1 : OUTPUT VOLTAGE RIPPLE & NOISE - BNC CABLE (BW:200MHz)

CH2 : INPUT VOLTAGE - ADP305 High voltage differential probe

CH3 : OUTPUT VOLTAGE - PP005A Probe

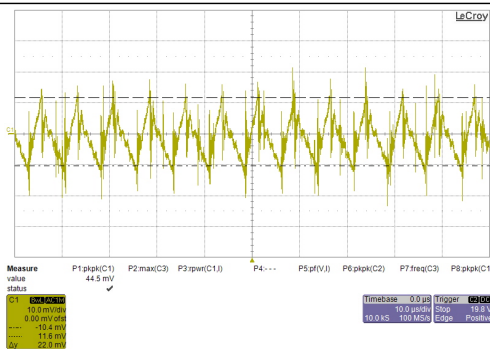
(1) Ripple & Noise characteristics.

$V_{in} = 220V$

$I_o = 100\%$

$V_{Ripple} = 22.0mV$

$V_{Noise} = 44.5mV$



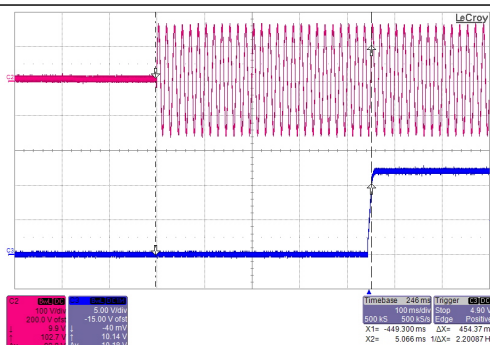
CH1
10mV/div
10us/div

(2) Turn on time characteristics

$V_{in} = 110V$

$I_o = 100\%$

$t_{turn\ on} = 454ms$



CH2
100V/div
100ms/div

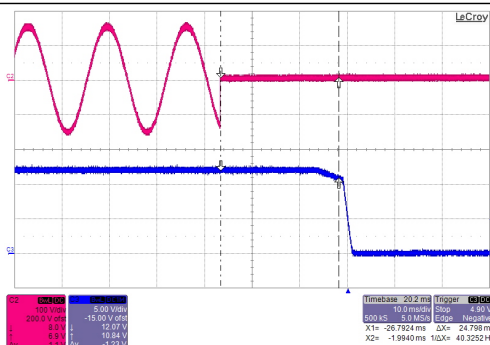
CH3
5.0V/div
100ms/div

(3) Hold up characteristics

$V_{in} = 110V$

$I_o = 100\%$

$t_{hold\ up} = 24ms$



CH2
100V/div
10.0ms/div

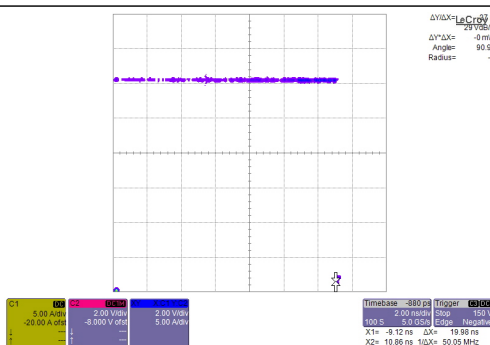
CH3
5.0V/div
10.0ms/div

(4) Over Current protection characteristics

$V_{in} = 220V$

$I_o = 110 \sim 145\%$

O.C.P = 31A



X
5.0A/div
2.0ns/div

Y
2.0V/div
2.0ns/div

4-5. CSF300-12 Output characteristics

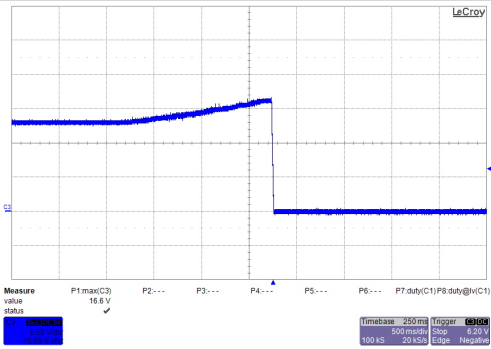
(1) Oscilloscope :WaveRunner MXi104 (LeCroy)
CH3 : OUTPUT VOLTAGE - PP005A Probe

(1) Over-voltage protection characteristics

V_{in} =
220V

I_o =
10%

O.V.P = 16.6V



CH3
5.00V/div
500ms/div

-

-

-

-

-

-

-

-

-

-

-

-

-

-

-

5-1. CSF300-15 Input characteristics

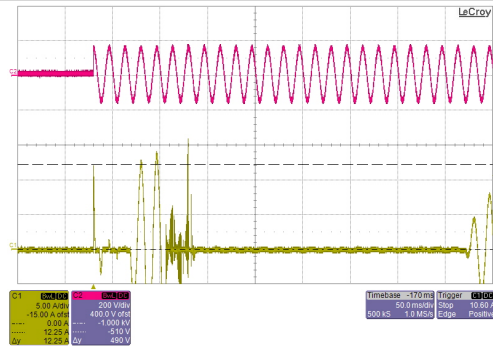
Oscilloscope : WaveRunner 104MXi (LeCroy)

CH1 : INPUT CURRENT - AP015 Current probe

CH2 : INPUT VOLTAGE - ADP305 High voltage differential probe

(1) Inrush Current Characteristics (110V)

$V_{in} = 110V$ $I_o = 100\%$ $I_{inrush} = 12.2A$

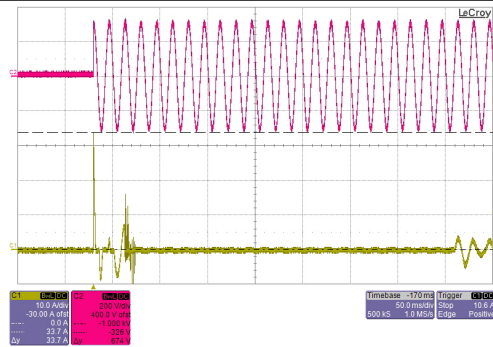


CH1
5.0A/div
50ms/div

CH2
200V/div
50ms/div

(2) Inrush Current Characteristics (220V)

$V_{in} = 220V$ $I_o = 100\%$ $I_{inrush} = 33.7A$

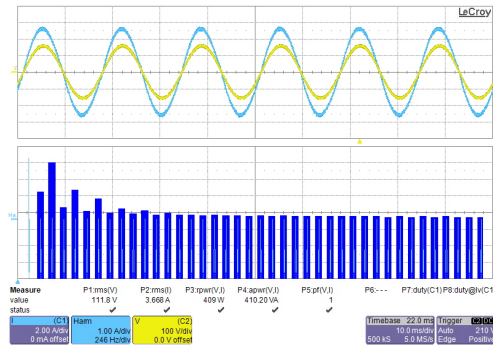


CH1
10A/div
50ms/div

CH2
200V/div
50ms/div

(3) Input Voltage & Current Characteristics (110V)

$V_{in} = 110V$ $I_o = 100\%$ $V_{RMS} = 111.8V$
 $I_{RMS} = 3.668A$ $PWR_{IN} = 409W$

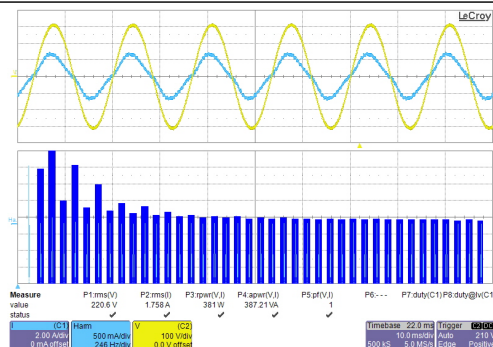


CH1
1.0A/div
10ms/div

CH2
100V/div
10ms/div

(4) Input Voltage & Current Characteristics (220V)

$V_{in} = 220V$ $I_o = 100\%$ $V_{RMS} = 220.6V$
 $I_{RMS} = 1.758A$ $PWR_{IN} = 381.0W$



CH1
2.0A/div
10ms/div

CH2
100V/div
10ms/div

5-2. CSF300-15 Input characteristics

Oscilloscope : WaveRunner 104MXi (LeCroy)

CH1 : INPUT VOLTAGE - ADP305 High voltage differential probe

CH3 : INPUT CURRENT - AP015 Current probe

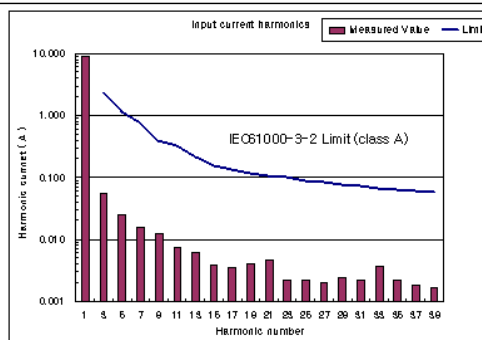
Digital Multimeter : 34401A (Agilent)

(1) Input Line Harmonics Chart (110V)

Vin=
110V

I_o=
100%

P.F = 0.999

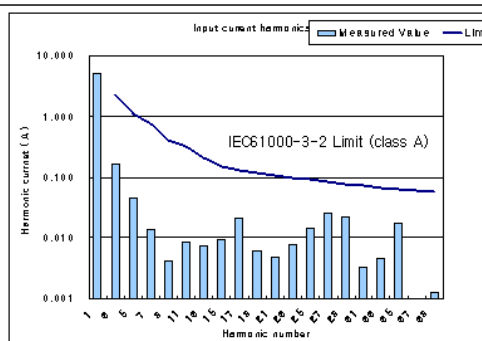


(2) Input Line Harmonics Chart (220V)

Vin=
220V

I_o=
100%

P.F = 0.999



(3) Input Current & Efficiency Characteristics

Condition Ta : 25

Vin \ I _o		85V	110V	132V	170V	220V	264V
		85V	110V	132V	170V	220V	264V
Load (min)	Input Current	0.12A	0.09A	0.08A	0.08A	0.09A	0.10A
	Efficiency	-	-	-	-	-	-
Load (80%)	Input Current	3.95A	2.89A	2.38A	1.78A	1.40A	1.18A
	Efficiency	75.5%	79.1%	80.6%	82.1%	83.5%	84.9%
Load (100%)	Input Current	-	3.63A	2.94A	2.21A	1.75A	1.46A
	Efficiency	-	78.0%	80.2%	82.1%	83.6%	84.7%

5-3. CSF300-15 Output characteristics

Oscilloscope : WaveRunner 104MXi (LeCroy)

CH1 : OUTPUT VOLTAGE - PP005A passive probe

CH2 : OUTPUT CURRENT - CP500 Current Probe

Digital Multimeter : 34401A (Agilent)

(1) Line & Load Regulation Characteristics

Condition Ta : 25

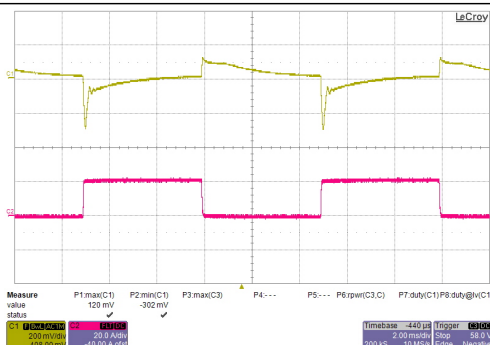
I_o \ Vin	85V	110V	132V	170V	220V	264V	Line Regulation
Load (min)	15.02V	15.02V	15.02V	15.02V	15.02V	15.02V	0mV
Load (80%)	15.02V	15.02V	15.02V	15.02V	15.02V	15.02V	0mV
Load (100%)	15.02V	15.02V	15.02V	15.02V	15.02V	15.02V	0mV
Load Regulation	0mV	0mV	0mV	0mV	0mV	0mV	

(3) Dynamic Load Response Characteristics (100Hz)

Vin= 220V

I_o =
0~100%
100Hz

V_{over} = 120mV
 V_{under} = 302mV



CH1
200mV/div
2.0ms/div

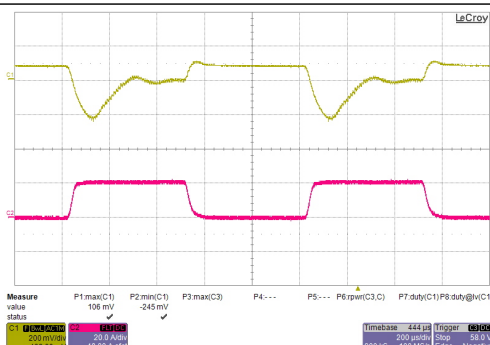
CH2
20.0A/div
2.0ms/div

(4) Dynamic Load Response Characteristics (1KHz)

Vin= 220V

I_o =
0~100%
1kHz

V_{over} = 106mV
 V_{under} = 245mV



CH1
200mV/div
200us/div

CH2
20.0A/div
200us/div

5-4. CSF300-15 Output characteristics

(1) Oscilloscope : WaveRunner MXi104 (LeCroy)

CH1 : OUTPUT VOLTAGE RIPPLE & NOISE - BNC CABLE (BW:200MHz)

CH2 : INPUT VOLTAGE - ADP305 High voltage differential probe

CH3 : OUTPUT VOLTAGE - PP005A Probe

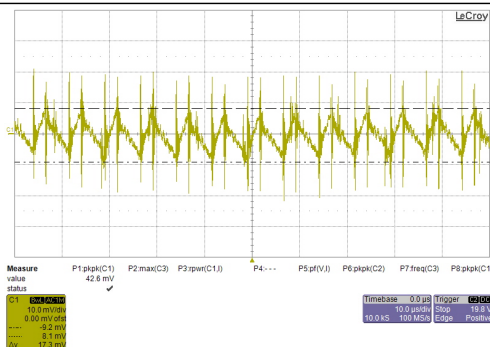
(1) Ripple & Noise characteristics.

$V_{in} = 220V$

$I_o = 100\%$

$V_{Ripple} = 17.3mV$

$V_{Noise} = 42.6mV$



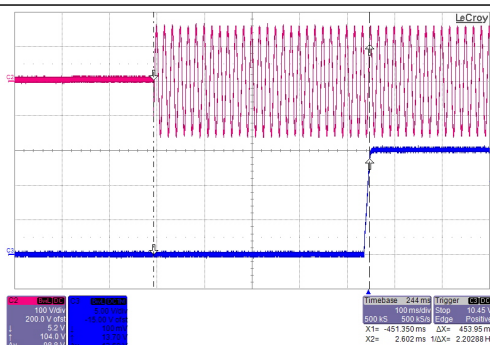
CH1
10mV/div
10µs/div

(2) Turn on time characteristics

$V_{in} = 110V$

$I_o = 100\%$

$t_{turn\ on} = 453ms$



CH2
100V/div
100ms/div

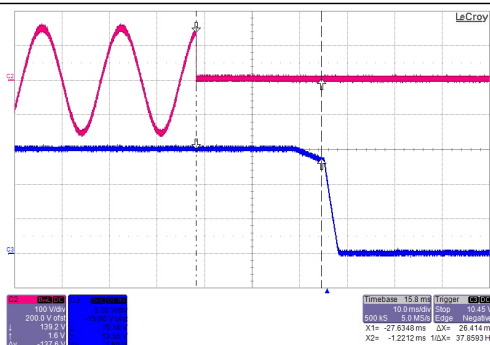
CH3
5.0V/div
100ms/div

(3) Hold up characteristics

$V_{in} = 110V$

$I_o = 100\%$

$t_{hold\ up} = 26ms$



CH2
100V/div
10.0ms/div

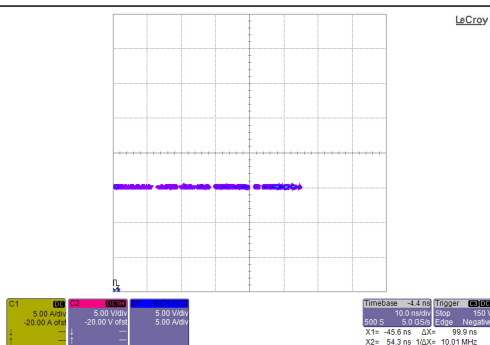
CH3
5.0V/div
10.0ms/div

(4) Over Current protection characteristics

$V_{in} = 220V$

$I_o = 110\sim 145\%$

O.C.P = 26A



X
5.0A/div
2.0ns/div

Y
5.0V/div
2.0ns/div

5-5. CSF300-15 Output characteristics

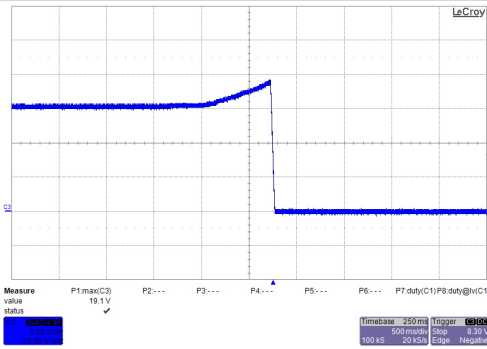
(1) Oscilloscope :WaveRunner MXi104 (LeCroy)
CH3 : OUTPUT VOLTAGE - PP005A Probe

(1) Over-voltage protection characteristics

V_{in} =
220V

I_o =
10%

O.V.P = 19.1V



CH3
2.00V/div
1.00s/div

-

-

-

-

-

-

-

-

-

-

-

-

-

-

-

6-1. CSF300-24 Input characteristics

Oscilloscope : WaveRunner 104MXi (LeCroy)

CH1 : INPUT CURRENT - AP015 Current probe

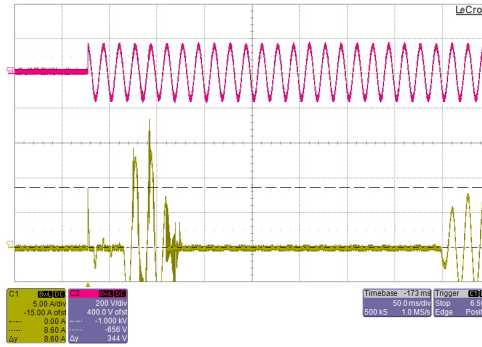
CH2 : INPUT VOLTAGE - ADP305 High voltage differential probe

(1) Inrush Current Characteristics (110V)

$V_{in} =$
110V

$I_o =$
100%

$I_{inrush} = 8.6A$



CH1
5.0A/div
50ms/div

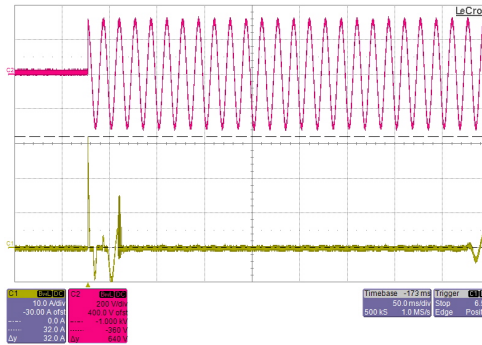
CH2
200V/div
50ms/div

(2) Inrush Current Characteristics (220V)

$V_{in} =$
220V

$I_o =$
100%

$I_{inrush} = 32.0A$



CH1
10A/div
50ms/div

CH2
200V/div
50ms/div

(3) Input Voltage & Current Characteristics (110V)

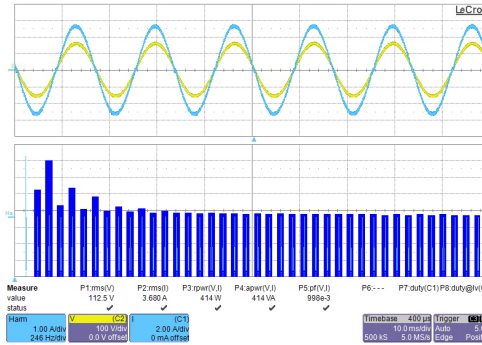
$V_{in} =$
110V

$I_o =$
100%

$V_{RMS} = 112.5V$

$I_{RMS} = 3.680A$

$PWR_{IN} = 414W$



CH1
1.0A/div
10ms/div

CH2
100V/div
10ms/div

(4) Input Voltage & Current Characteristics (220V)

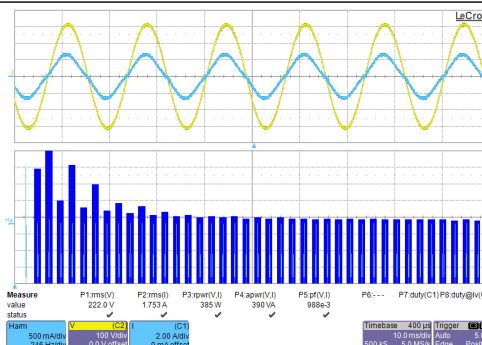
$V_{in} =$
220V

$I_o =$
100%

$V_{RMS} = 222.0V$

$I_{RMS} = 1.753A$

$PWR_{IN} = 385W$



CH1
2.0A/div
10ms/div

CH2
100V/div
10ms/div

6-2. CSF300-24 Input characteristics

Oscilloscope : WaveRunner 104MXi (LeCroy)

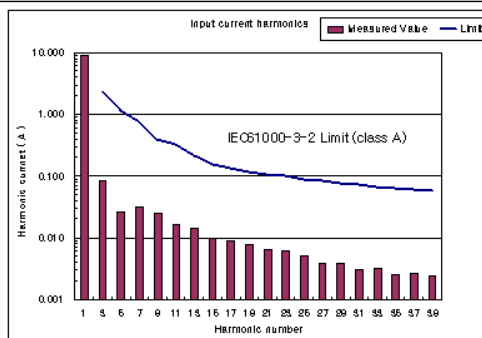
CH1 : INPUT VOLTAGE - ADP305 High voltage differential probe

CH3 : INPUT CURRENT - AP015 Current probe

Digital Multimeter : 34401A (Agilent)

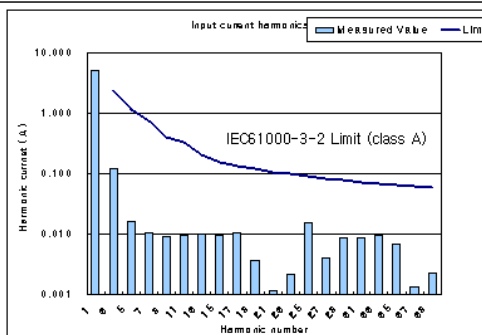
(1) Input Line Harmonics Chart (110V)

$V_{in} = 110V$ $I_o = 100\%$ P.F = 0.998



(2) Input Line Harmonics Chart (220V)

$V_{in} = 220V$ $I_o = 100\%$ P.F = 0.988



(3) Input Current & Efficiency Characteristics

Condition $T_a : 25$

$V_{in} \backslash I_o$		85V	110V	132V	170V	220V	264V
		Load (min)	0.14A	0.11A	0.10A	0.10A	0.10A
Load (80%)	Input Current	3.84A	2.78A	2.35A	1.80A	1.38A	1.15A
	Efficiency	75.3%	79.4%	80.7%	82.0%	83.9%	85.4%
Load (100%)	Input Current	-	3.57A	2.97A	2.21A	1.69A	1.42A
	Efficiency	-	78.7%	80.8%	82.5%	84.3%	85.4%

6-3. CSF300-24 Output characteristics

Oscilloscope : WaveRunner 104MXi (LeCroy)

CH1 : OUTPUT VOLTAGE - PP005A passive probe

CH2 : OUTPUT CURRENT - CP500 Current Probe

Digital Multimeter : 34401A (Agilent)

(1) Line & Load Regulation Characteristics

Condition Ta : 25

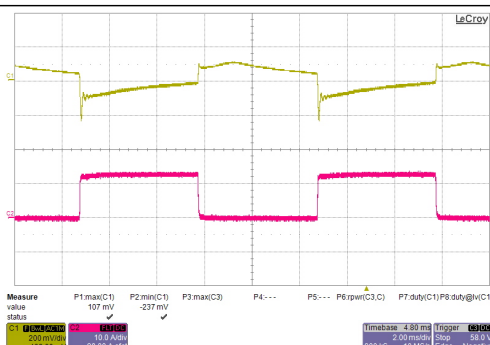
I_o \ Vin	85V	110V	132V	170V	220V	264V	Line Regulation
Load (min)	24.05V	24.05V	24.05V	24.05V	24.05V	24.05V	0mV
Load (80%)	24.06V	24.06V	24.06V	24.06V	24.06V	24.06V	0mV
Load (100%)	-	24.06V	24.06V	24.06V	24.06V	24.06V	0mV
Load Regulation	10mV	10mV	10mV	10mV	10mV	10mV	

(3) Dynamic Load Response Characteristics (100Hz)

Vin= 220V

I_o =
0~100%
100Hz

V_{over} = 107mV
 V_{under} = 237mV



CH1
200mV/div
2.0ms/div

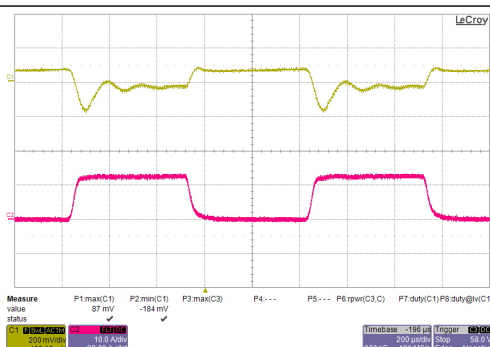
CH2
10.0A/div
2.0ms/div

(4) Dynamic Load Response Characteristics (1KHz)

Vin= 220V

I_o =
0~100%
1kHz

V_{over} = 87mV
 V_{under} = 184mV



CH1
200mV/div
200us/div

CH2
10.0A/div
200us/div

6-4. CSF300-24 Output characteristics

(1) Oscilloscope : WaveRunner MXi104 (LeCroy)

CH1 : OUTPUT VOLTAGE RIPPLE & NOISE - BNC CABLE (BW:200MHz)

CH2 : INPUT VOLTAGE - ADP305 High voltage differential probe

CH3 : OUTPUT VOLTAGE - PP005A Probe

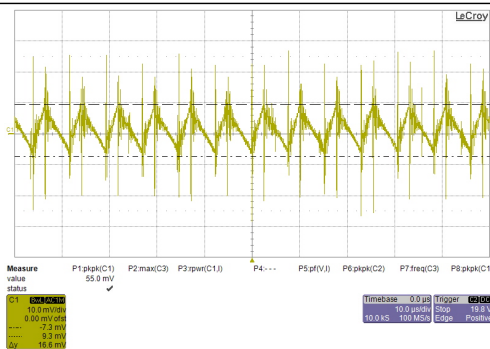
(1) Ripple & Noise characteristics.

$V_{in} = 220V$

$I_o = 100\%$

$V_{Ripple} = 16.6mV$

$V_{Noise} = 55.0mV$

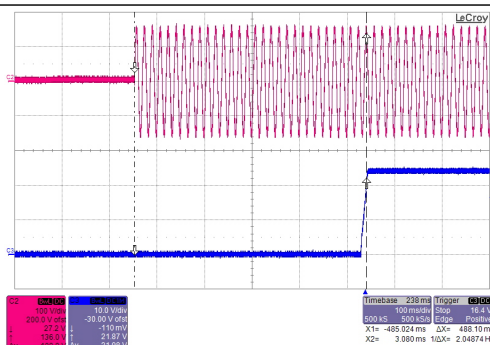


(2) Turn on time characteristics

$V_{in} = 110V$

$I_o = 100\%$

$t_{turn\ on} = 488ms$

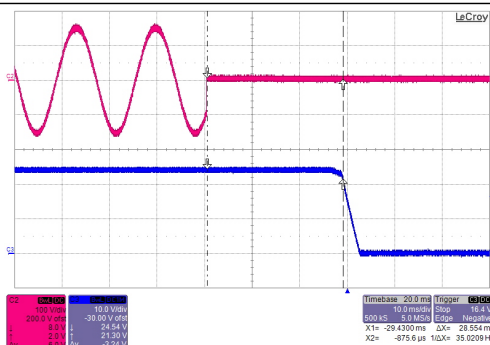


(3) Hold up characteristics

$V_{in} = 110V$

$I_o = 100\%$

$t_{hold\ up} = 28ms$

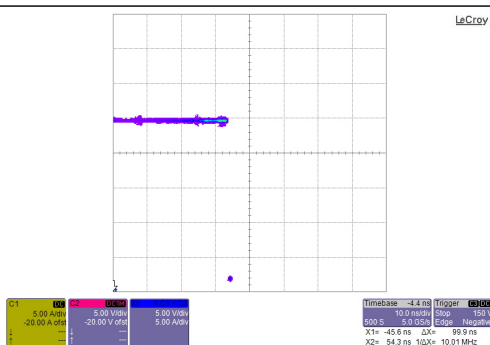


(4) Over Current protection characteristics

$V_{in} = 220V$

$I_o = 110 \sim 145\%$

O.C.P = 16.5A



6-5. CSF300-24 Output characteristics

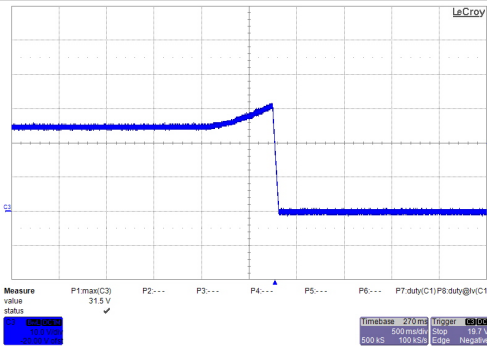
(1) Oscilloscope :WaveRunner MXi104 (LeCroy)
CH3 : OUTPUT VOLTAGE - PP005A Probe

(1) Over-voltage protection characteristics

V_{in} =
220V

I_o =
10%

O.V.P = 31.5V



CH3
10.0V/div
500ms/div

-

-

-

-

-

-

-

-

-

-

-

-

-

-

-

7-1. CSF300-48 Input characteristics

Oscilloscope : WaveRunner 104MXi (LeCroy)

CH1 : INPUT CURRENT - AP015 Current probe

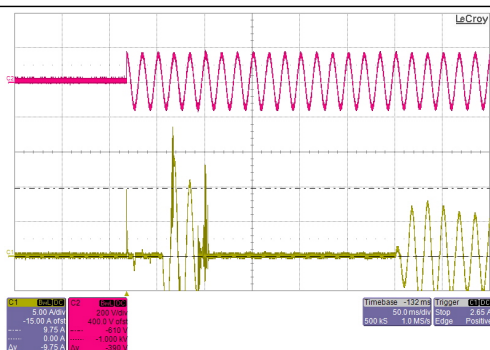
CH2 : INPUT VOLTAGE - ADP305 High voltage differential probe

(1) Inrush Current Characteristics (110V)

$V_{in} =$
110V

$I_o =$
100%

$I_{inrush} = 9.75A$



CH1
5.0A/div
50ms/div

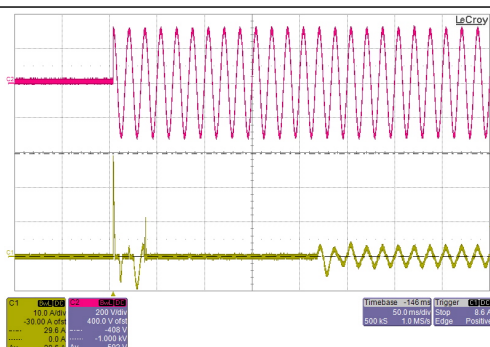
CH2
200V/div
50ms/div

(2) Inrush Current Characteristics (220V)

$V_{in} =$
220V

$I_o =$
100%

$I_{inrush} = 29.6A$



CH1
10A/div
50ms/div

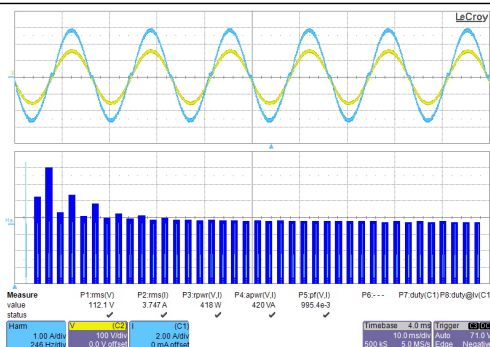
CH2
200V/div
50ms/div

(3) Input Voltage & Current Characteristics (110V)

$V_{in} =$
110V

$I_o =$
100%

$V_{RMS} = 112.1V$
 $I_{RMS} = 3.747A$
 $PWR_{IN} = 418W$



CH1
1.0A/div
10ms/div

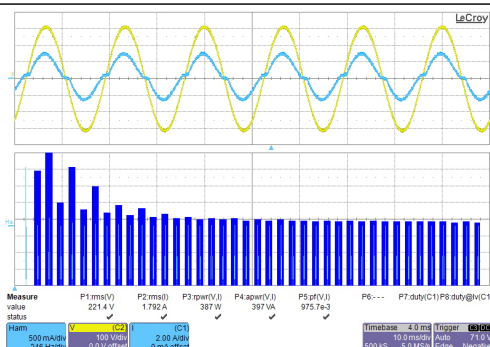
CH2
100V/div
10ms/div

(4) Input Voltage & Current Characteristics (220V)

$V_{in} =$
220V

$I_o =$
100%

$V_{RMS} = 221.4V$
 $I_{RMS} = 1.792A$
 $PWR_{IN} = 387W$



CH1
2.0A/div
10ms/div

CH2
100V/div
10ms/div

7-2. CSF300-48 Input characteristics

Oscilloscope : WaveRunner 104MXi (LeCroy)

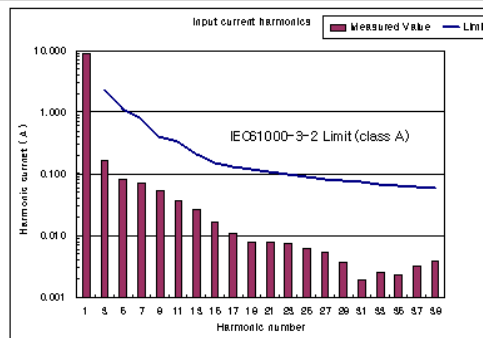
CH1 : INPUT VOLTAGE - ADP305 High voltage differential probe

CH3 : INPUT CURRENT - AP015 Current probe

Digital Multimeter : 34401A (Agilent)

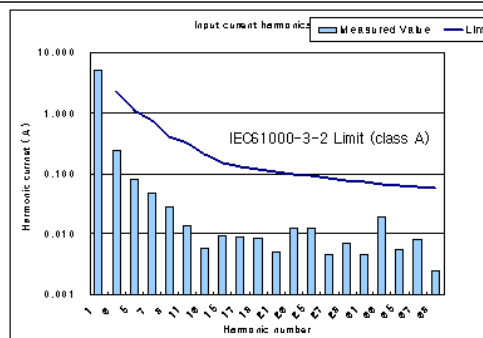
(1) Input Line Harmonics Chart (110V)

$V_{in} = 110V$ $I_o = 100\%$ P.F = 0.995



(2) Input Line Harmonics Chart (220V)

$V_{in} = 220V$ $I_o = 100\%$ P.F = 0.975



(3) Input Current & Efficiency Characteristics

Condition $T_a : 25$

V_{in} / I_o		85V	110V	132V	170V	220V	264V
		Load (min)	0.14A	0.11A	0.10A	0.09A	0.09A
Load (80%)	Input Current	4.01A	2.93A	2.43A	1.83A	1.41A	1.18A
	Efficiency	-	-	-	-	-	-
Load (100%)	Input Current	4.01A	2.93A	2.43A	1.83A	1.41A	1.18A
	Efficiency	75.3%	79.5%	81.0%	82.8%	84.7%	85.5%
Load (100%)	Input Current	-	3.72A	3.00A	2.30A	1.75A	1.47A
	Efficiency	-	78.5%	80.9%	82.7%	84.7%	85.8%

7-3. CSF300-48 Output characteristics

Oscilloscope : WaveRunner 104MXi (LeCroy)

CH1 : OUTPUT VOLTAGE - PP005A passive probe

CH2 : OUTPUT CURRENT - CP500 Current Probe

Digital Multimeter : 34401A (Agilent)

(1) Line & Load Regulation Characteristics

Condition Ta : 25

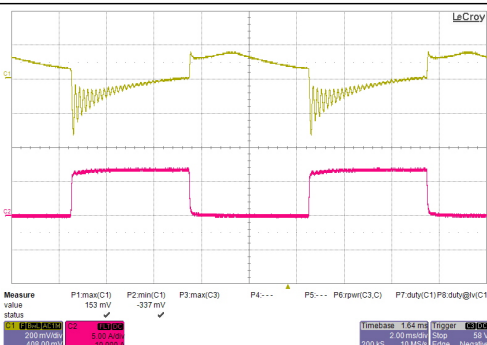
I_o \ V_{in}	85V	110V	132V	170V	220V	264V	Line Regulation
Load (min)	48.06V	48.06V	48.06V	48.06V	48.06V	48.06V	0mV
Load (80%)	48.06V	48.06V	48.06V	48.06V	48.06V	48.06V	0mV
Load (100%)	48.06V	48.06V	48.06V	48.06V	48.06V	48.06V	0mV
Load Regulation	0mV	0mV	0mV	0mV	0mV	0mV	

(3) Dynamic Load Response Characteristics (100Hz)

V_{in} =
220V

I_o =
0~100%
100Hz

V_{over} = 153mV
 V_{under} = 337mV



CH1
200mV/div
2.0ms/div

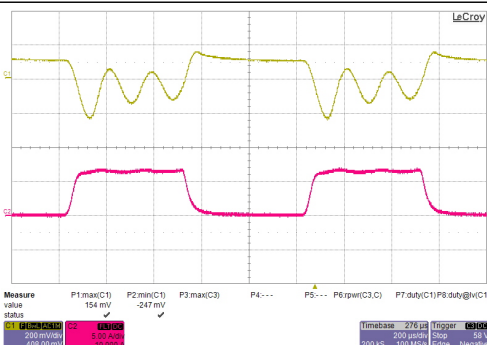
CH2
5.0A/div
2.0ms/div

(4) Dynamic Load Response Characteristics (1KHz)

V_{in} =
220V

I_o =
0~100%
1kHz

V_{over} = 154mV
 V_{under} = 247mV



CH1
200mV/div
200us/div

CH2
5.0A/div
200us/div

7-4. CSF300-48 Output characteristics

(1) Oscilloscope : WaveRunner MXi104 (LeCroy)

CH1 : OUTPUT VOLTAGE RIPPLE & NOISE - BNC CABLE (BW:200MHz)

CH2 : INPUT VOLTAGE - ADP305 High voltage differential probe

CH3 : OUTPUT VOLTAGE - PP005A Probe

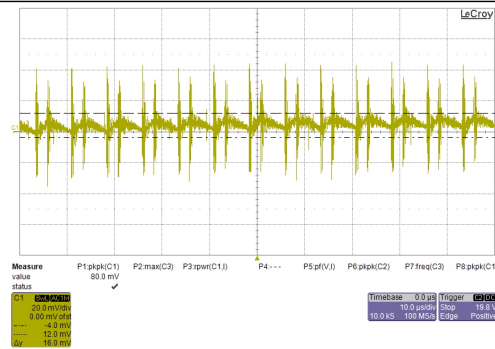
(1) Ripple & Noise characteristics.

$V_{in} = 220V$

$I_o = 100\%$

$V_{Ripple} = 16.0mV$

$V_{Noise} = 80mV$



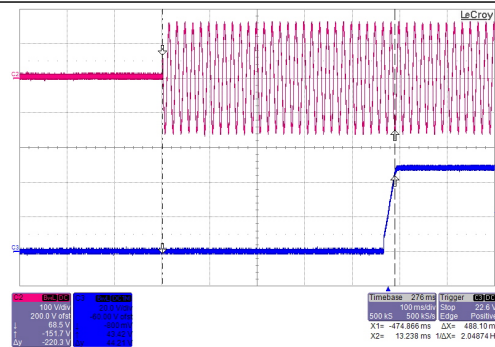
CH1
20mV/div
10us/div

(2) Turn on time characteristics

$V_{in} = 110V$

$I_o = 100\%$

$t_{turn\ on} = 488ms$



CH2
100V/div
100ms/div

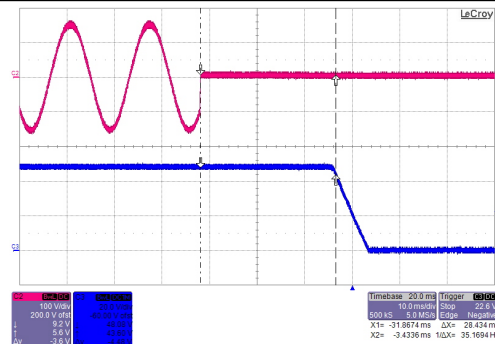
CH3
20V/div
100ms/div

(3) Hold up characteristics

$V_{in} = 110V$

$I_o = 100\%$

$t_{hold\ up} = 28ms$



CH2
100V/div
10.0ms/div

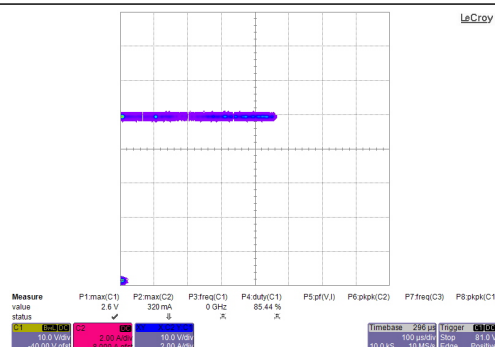
CH3
20V/div
10.0ms/div

(4) Over Current protection characteristics

$V_{in} = 220V$

$I_o = 110 \sim 145\%$

O.C.P = 8.8A



X
5.0A/div
2.0ns/div

Y
10.0V/div
2.0ns/div

7-5. CSF300-48 Output characteristics

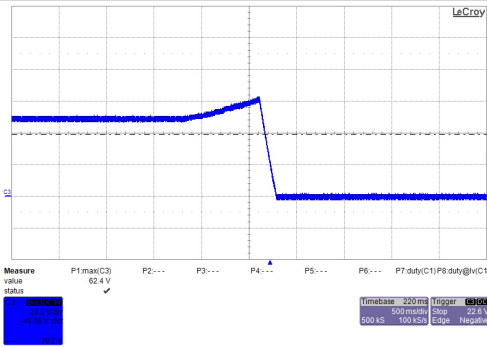
(1) Oscilloscope :WaveRunner MXi104 (LeCroy)
CH3 : OUTPUT VOLTAGE - PP005A Probe

(1) Over-voltage protection characteristics

V_{in} =
220V

I_o =
10%

O.V.P = 62.4V



CH3
20.00V/div
500ms/div

-

-

-

-

-

-

-

-

-

-

-

-

-

-

-